

# MFP/SOP Cleaning Best Practices

March 2020

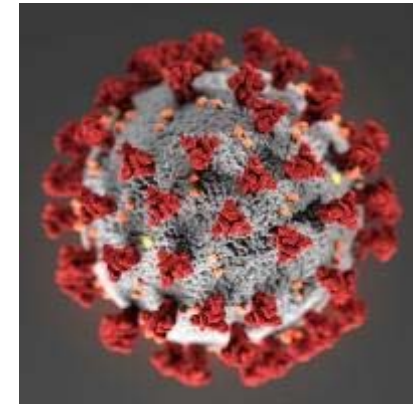
**RICOH**  
imagine. change.



Ricoh Dealer Service Support Group

# Recent Concerns

- In light of the recent concerns with the COVID19 Corona Virus, everyone wants to know how best to clean their MFP screens and operation panels.



- For generally information regarding the Coronavirus (COVID-19) visit the CDC's website: <https://www.cdc.gov/coronavirus/2019-ncov/about/transmission.html>

- Here are some recommendations

# What Should I Avoid?


- Avoid anything that contains:
  - Bleach
  - Ammonia
  - Other harsh cleaning solvents



- The touch screen could eventually become clouded and require replacement

# What Can I Use?

- Most types of anti-bacterial wipes or sprays



## ■ Using a Spray Bottle?

- Lightly moisten a cloth and gently wipe down the screen and panels
  - A lint-free microfiber cloth is recommended
  - Avoid paper towels as they may scratch
- DO NOT spray directly on the device's surfaces or components, as getting liquid inside the device could damage the internal components



# RICOH Smart Device Connector

**RICOH**  
imagine. change.

- “Too bad there wasn’t a way to operate the panel from my smart phone or tablet”



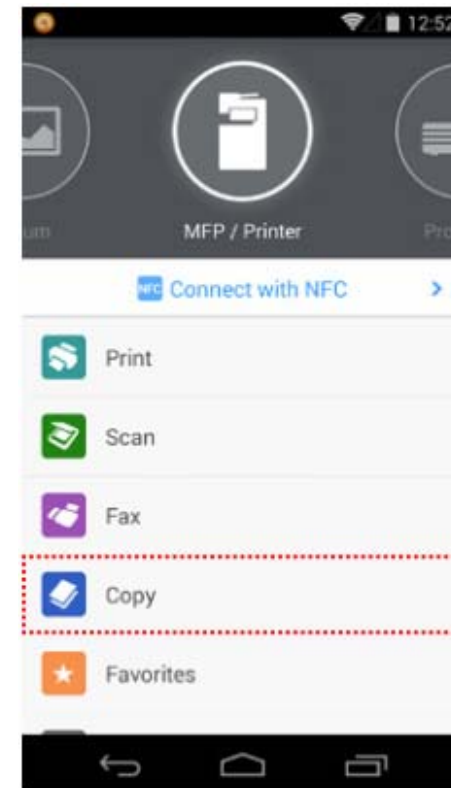
**There  
is!!**



# RICOH Smart Device Connector

**RICOH**  
imagine. change.

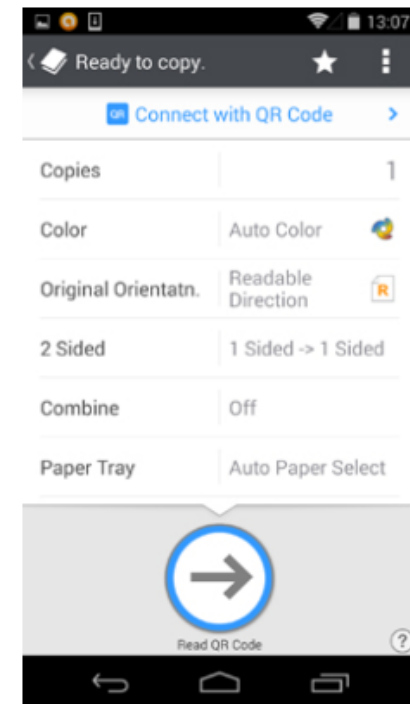
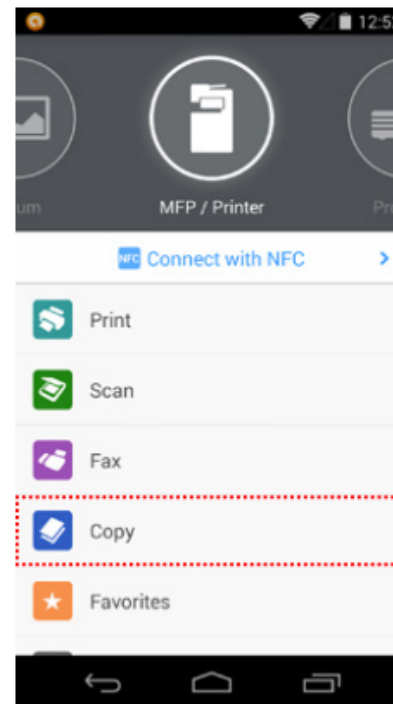
- Allows you to operate the machine using a smart device
  - Copy
  - Print
  - Scan
  - Fax



# RICOH Smart Device Connector

**RICOH**  
imagine. change.

- Copy settings can be specified
  - Number of copies
  - B&W or Color
  - Simplex or Duplex
- Frequently used settings can be saved as favorites





# RICOH Smart Device Connector

**RICOH**  
imagine. change.

- For more information

- <https://www.ricoh.com/software/connector>



- Available for free on Google Play and the App Store



**RICOH**  
imagine. change.

Thank you.



**RICOH**  
imagine. change.